



### District Report Card: 2017


<b>State:</b> Haryana	<b>District:</b> Mewat
<b>Class:</b> 3	<b>Subject:</b> Mathematics
<b>Schools:</b> 61	<b>Students:</b> 1446


### Participation/Coverage


#### Students

<div>GENDER</div> <div></div>	Boys		Girls	
	Number	%	Number	%
	738	51.04	708	48.96

<div>AREA</div> <div></div>	Rural		Urban	
	Number	%	Number	%
	1395	96.47	51	3.53

<div>CATEGORY</div> <div></div>	SC		ST		OBC		GEN	
	Number	%	Number	%	Number	%	Number	%
	91	6.29	1	0.07	1304	90.18	50	3.46

<div>CWSN</div> <div></div>	LD	VI	HI	S&LD	ID	Oth
	4	9	0	2	1	105

<div>Management</div> <div></div>	Government		Government-aided	
	Number	%	Number	%
	1446	100.00	0	0.00

### Average Performance of Students in Mathematics (%)

Overall	Gender		Area		Management		Social Group			
	Male	Female	Rural	Urban	Govt.	Aided	SC	ST	OBC	GEN
46.86	48.59	45.07	46.66	52.42	46.86	0.00	47.91	86.67	46.33	58.00

## Performance on Learning Outcomes (LOs)

Learning Outcomes	Description	Average Performance(%)
M301	Reads and writes numbers up to 999 using place value	38.80
M302	Compares numbers up to 999 based on their place values	60.51
M303	Solves simple daily life problems using addition and subtraction of three digit numbers with and without regrouping	42.66
M304	Constructs and uses the multiplication facts (up till 10) in daily life situations	48.37
M305	Analyses and applies an appropriate number operation in the situation/ context	37.55
M306	Explains the meaning of division facts by equal grouping/sharing and finds it by repeated subtraction	49.31
M309	Identifies and makes 2D-shapes by paper folding, paper cutting on the dot grid, using straight lines etc.	57.12
M311	Fills a given region leaving no gaps using a tile of a given shape	31.40
M312	Estimates and measures length and distance using standard units like centimeters or meters & identifies relationships	27.25
M317	Reads the time correctly to the hour using a clock/watch	60.72
M318	Extends patterns in simple shapes and numbers	41.67
M319	Records data using tally marks, represents pictorially and draws conclusions	54.36

Range of Performance of Students who Answered Correctly							
Below 30%		30% - 50%		50% - 75%		Above 75%	
Number	%	Number	%	Number	%	Number	%
402	27.80	356	24.62	476	32.92	212	14.66

## Lowest Performing Learning Outcomes (LOs)

- 1 - Estimates and measures length and distance using standard units like centimeters or meters & identifies relationships (27.25)
- 2 - Fills a given region leaving no gaps using a tile of a given shape (31.40)
- 3 - Analyses and applies an appropriate number operation in the situation/ context (37.55)
- 4 - Reads and writes numbers up to 999 using place value (38.80)
- 5 - Extends patterns in simple shapes and numbers (41.67)